



BRONX CHARTER  
SCHOOL FOR EXCELLENCE  
EXPECTING EXCELLENCE FROM OUR CHILDREN

# 4th Grade Entry Project

**Due: Monday, August 27th, 2012**



Created by: Ms. Tomaselli, Ms. Lorenzo, Ms. Mendez, Mr. Nowak and Ms. Esho



BRONX CHARTER  
SCHOOL FOR EXCELLENCE  
EXPECTING EXCELLENCE FROM OUR CHILDREN

June 22<sup>nd</sup>, 2012

Dear 4<sup>th</sup> grade Scholars and Parents,

Throughout the summer, scholars will be asked to complete the 4<sup>th</sup> grade entry Summer Project. This project asks that scholars independently choose ONE book from a selection of three. Upon returning to school from summer vacation, scholars must have completed several engaging activities across all subject areas based on their chosen book.

The purpose of this summer assignment is to keep students **engaged in learning**. This summer project will help scholars maintain the cognitive skills retained throughout the school year. This project will also give scholars the opportunity to display their artistic ability in a **1 inch** binder, consisting of a collection of the work completed throughout the summer months.

This project is **mandatory** and must be handed in on the FIRST DAY OF SCHOOL along with the book they chose. All projects will be presented **by the student** during the first week of school and each student will be graded on the quality of their presentation. **The grade for this project will be your first score for the new marking period in each subject area.** Late or incomplete projects will receive a level **1**. This score will be part of your average for your first trimester report card grades. A rubric will be included so that you know what is expected of you in order to earn a level **4**. We expect and promote parent support; however, be sure the work is done by the scholar's hand and reflects his or her abilities and effort.


We look forward to seeing the finished products and remember to have fun with this. Have a happy and safe summer!

Sincerely,

The Third Grade Team


## Directions:

1. Read **ONE** of the two books below: Scholars were assigned a book on the last day of school. Take notes of what you have read on the journal paper provided.



### Holes

by: Louis Sachar



### Sideways Stories from Wayside School

by: Louis Sachar

2. Choose at least **1** activity from each subject area (Writing, Math, Music, The Arts, Science, Social Studies and Health/Physical Education). You will have **6 completed activities** by the end of the summer.

### Remember to:

- ✓ Complete each activity with quality and neatness
- ✓ Fill in the “Work Log” form with a parent or guardian.
- ✓ Use the camera **ONLY** for the summer project.
- ✓ Each completed assignment must be displayed in a binder. If the completed assignment **CANNOT** fit in the binder, have a family member **take a picture** 📷 of you completing the assignment **AND** the finished assignment. Be sure to write a caption near (*above, below, or beside*) **EVERY** picture.

3. Create a final project by collecting **ALL** of your completed assignments and displaying them in a **1 INCH** binder. Use the rubric to guide you towards achieving a **LEVEL 4!**
  
4. **Students and parents** must fill out the appropriate survey and return it with the final summer project.
  
5. Bring in your summer reading book and your finished summer project on the **first day of school: Monday, August 27<sup>th</sup>, 2012.**
  
6. At any time, visit <http://bobcatsummer.weebly.com/> to look at the summer project, rubric, extensions and additional information!



## Materials

You will need:

Book (*Included*)




Disposable camera (*included*)



colored pencils (*included*)



Scissors



One inch binder (*included*)



Looseleaf Paper



Construction Paper



Sheet Protectors (10- Included)



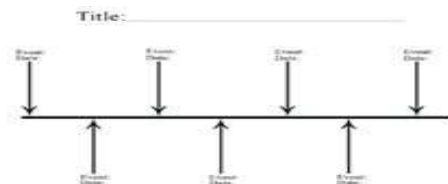
Ruler (*included*)

*\*Depending on the activity you chose, materials may differ*

## Assignments



Check off assignments as you complete them.



### WRITING (Choose ONE)

- **Be an AUTHOR PART I:** Write a short biography of Louis Sachar. A *biography* is a short description of someone's life written by another person. Be sure to give important details about the **MAJOR** events in the main characters life. Create a timeline of the authors' work. Be sure to use your own words !




- **Be a REPORTER!** Develop interview questions for one of the main characters in the book. Record the interview with a tape recorder **or** take notes on the responses of the interviewee (the person being interviewed). The written interview should be in Question Answer format (Q: \_\_\_\_\_ A: \_\_\_\_\_ )



- **Be an Author PART II:** Write ONE more chapter in your book based on the inferences/predictions you have made. The chapter should make sense based on what has happened in the book so far and should include pictures.



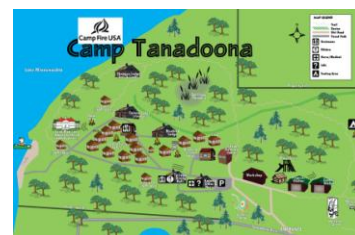
- **Be a POET!** Create a **THREE** acrostic poems using the main characters/events from the book. An acrostic poem uses the first letter of the topic to begin each line of a sentence (*see below*). Be sure to include traits and characteristics of the character.






**J**ust finished school !  
**U**nder the umbrella at the beach.  
**N**eeded to pack the sunscreen!  
**E**njoying my free time.

### SOCIAL STUDIES (Choose ONE)

- **Be a CARTOGROPER:** Draw a map of Camp Green Lake and the surrounding areas. Be sure to use a ruler and include a **key**, compass and surrounding land forms.



- **Be a TRAVELER:** Create a brochure for Camp Green Lake **OR** Wayside School. Be sure to add a description of each place and their features. Draw/print pictures to add to your brochure as well.





- **WAYSIDE VS. BCSE:** Compare and contrast Wayside School to BCSE. Discuss the differences and similarities in layout, features (ie. *Playground/dance room*), rules and school culture. Be specific. Use a t-chart or venn diagram if you wish.





## SCIENCE (Choose ONE)

- **Be a HERPETOLOGIST!** Research the yellow spotted lizard. Describe *how* and *where* it lives. Add “fun facts” about this reptile. Draw or print a picture of the yellow spotted lizard and post it to a piece of construction paper. You should have at least 5 facts about this creature.
- **Be a SURVIVOR!** Stanley is in the middle of the desert without any water. Research how long you can survive without water. Research possible plants and animals that can survive on little to no water. List some hints for surviving without water for extended periods of time.
- **Be an ENGINEER!** Research the simple machine used in elevators. Describe how this simple machine works. Then research other items in everyday life that use the same simple machine as an elevator. Make a collage of all the objects that use this simple machine. Make sure you have at least 10.
- **MORPH MACHINE!** Mrs. Gorf morphed into an apple. If you could morph into a **living thing**, what would it be and why? If you could morph into a **non-living thing**, what would it be and why? (**morph**: to change shape/form)- Use details to support your answer.




## MATHEMATICS (Choose ONE)


- **Be a MULTIPLICATION GENIUS!** Create multiplication flash cards from ONE of the following times table: 6, 7, 8 or 12. Make these facts on index cards. Include the multiplication fact on one side (large enough to see it) and add an illustration of a character or setting from your book on the other side. Be sure to write the answer (in small font) on the side with the illustration.
- **Be a MATHEMATICIAN!** Create 5 multiplication or division number stories using characters, settings or plot from your book. Be sure to make your number story challenging! Don't forget to SOLVE them on a separate sheet of paper. **SHOW ALL WORK !**




*For example: Mrs. Gorf brought 12 bags of apples to her classroom. Each bag had 8 apples in it. How many apples did Mrs. Gorf have in all?*








- **Be a BUILDER!** DRAW or CONSTRUCT a school or camp using geometric figures. Take a picture  of you working on it **and** of the finished product. Add it to your binder.




**THE ARTS** (Choose ONE)


- **Be an ARTIST PART I!** Create a life-sized model of one character from your book. Be sure to dress your character with the proper clothing or props from the book. Take a picture of  you next to your life size model.




- **Be a DESIGNER!** Create a diorama of the setting or a significant scene from your book. Take a picture  of you working on it **and** of the finished product. Add it to your binder!






- **Be a CARTOONIST!** Create a comic strip of an important event from your book. Include at least 6 scenes. Remember to make the illustrations colorful!



- **Be an ARTIST PART II:** Create a book jacket for the book you have read. Be sure to include a summary (6-10 sentences) about your book as well as pictures that will “hook” the reader.




- **Be a GAMER:** Create a game based on your book. Your game can imitate games you have played before (monopoly, snakes & ladders etc). Be sure to include game pieces, directions, question cards and a game board. Question cards should be comprehension questions that your peers can answer. Take a picture  of you working on it **and** of the finished product. Add it to your binder!







**HEALTH/PHYSICAL EDUCATION** (Choose ONE)



- **Be a CHEF!** Invite the main character to dinner. Create a menu using all 5 food groups. Be sure to have appetizer, entrée, dessert and beverage options. Add a description and a picture of each item.



- **Be a LEADER!** Make a conflict-resolution poster describing the bullying behaviors and the characters involved. Draw the steps you would use to resolve the bullying conflict. You may use a comic strip template if you choose to.

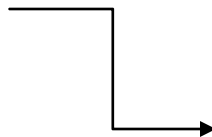


**Remember:** All photos ***MUST*** have a caption

*describing what the picture is showing.*



Example:




Bobcats like to den under fallen logs or under the root mass of a fallen trees.

# Extensions

*(What else can I do to further explore this topic?)*

## Movies




Holes

PG

(117 min)

**Short Episodes:** - "Search: Sideways Story from Wayside School" on [www.youtube.com](http://www.youtube.com)



[www.youtube.com/watch?v=udyNQotxCQQ](http://www.youtube.com/watch?v=udyNQotxCQQ)

## WEBSITES

### *BOTH*

<http://www.louissachar.com/>

### *Wayside*

<http://www.louissachar.com/Wayside.htm>

<http://ethemes.missouri.edu/themes/374>

### *Holes*

<http://library.thinkquest.org/J0113061/> \* *Interactive!*

<http://www.scholastic.com/holes/> \* *Interactive!*

<http://eduscapes.com/newbery/99a.htm>

# 3rd Grade Student Survey

Name: \_\_\_\_\_

**Directions:** Please fill out the survey below.

Criteria	Very Much	Somewhat	Not at All
The instructions were easy to understand.			
I enjoyed reading the book			
The activity choices were fun.			
The final project was easy to understand.			
I learned a lot from the book and completing the project.			

**Additional Comments:**

---

---

---

---

---

---

---

---

---

---

# 3rd Grade Parent Survey

Name: \_\_\_\_\_

**Directions:** Please provide feedback regarding how **effective** and **productive** this project was to your scholars' retention of material over the summer.

- 4- Exceeds expectations
- 3- Meets expectations
- 2- Approaches expectations
- 1- Did not meet expectations

Criteria	4	3	2	1
Communication with parents				
Meeting your scholars academic needs				
Directions were clear and easy for you and your scholar to understand				
Helping your child become more responsible for their own learning				
Involved parent in activities				
Creating opportunities for exploration of individual interests				
Appropriate amount of time given to complete project				
Trips and activity choice options				
Incorporated lessons from <b>all</b> subject areas				

**Additional Comments:**

---



---



---





## **Attention Scholars!**

**Don't forget to practice your presentation!! During the first week of school, you will be presenting these to your fourth grade teachers.**

**Your teachers will be looking to see if you....**

**1. Know content about your book and project.**



**2. You present yourself in a professional way.**

**3. Your discussion is organized.**

**4. You speak loudly, clearly, and with excitement!**

**5. You were able to make connections to your own life, other books you have read, or to what you know about the world.**





# 4<sup>th</sup> Grade Class Supply List

*Please bring on the first day of school*

**2012-2013**

- 6 Notebooks
- 8 Folders
  - (Math, Social Studies, Reading, Science, Writing, Art, Music, Physical Education)
- 2 Packs of Pencils
- Clorox Wipes
- Hand Sanitizer
- 1 Pack of looseleaf
- Box of Tissues